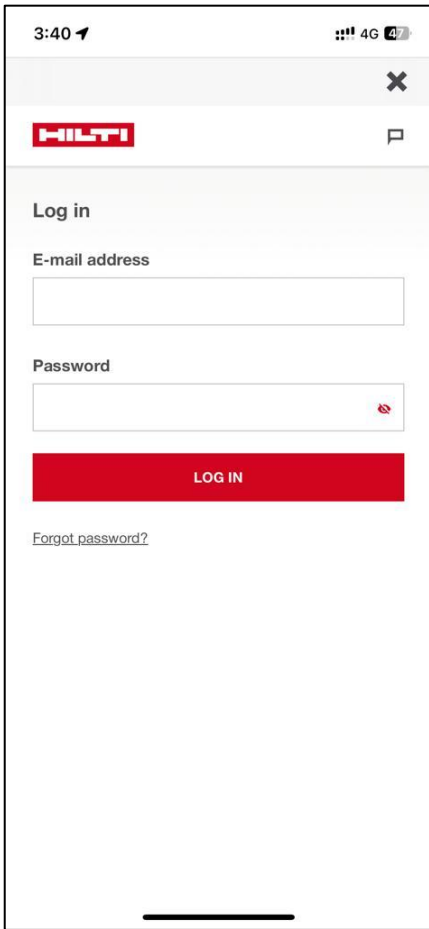




# HILTI ON!TRACK 3 APP GUIDE



# HOW TO SIGN IN?



3:40 4G 47

**HILTI**

Log in

E-mail address

Password

**LOG IN**

[Forgot password?](#)

## Customer Sign-in

E-mail address: Registered email id on Hilti website  
Password: Hilti Website Password

\* O!T Live customer must have same email address registered on Hilti Website & O!T  
Hilti Website / Hilti Online (HOL): [www.hilti.in](http://www.hilti.in)

For more information on how to Login or Register on Hilti Online – [Click to see the Tutorial](#)



Download "Hilti ON!Track 3" app now!

Click to download

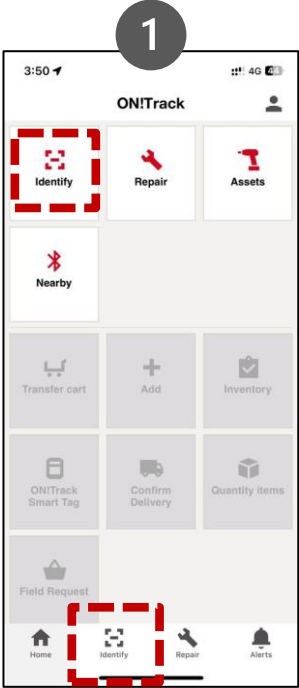


Click to download

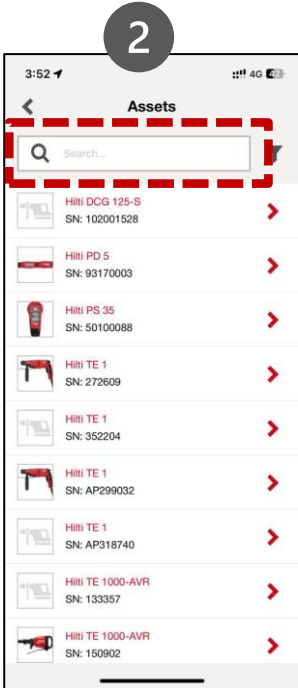
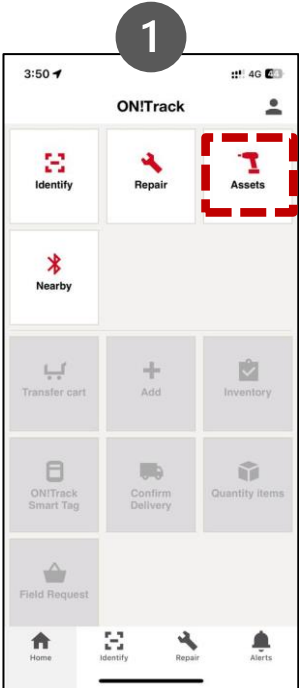


# HOW TO IDENTIFY A TOOL?

WITH NFC/SCAN



WITH SERIAL NO. / TYPE



Download "Hilti ON!Track 3" app now!

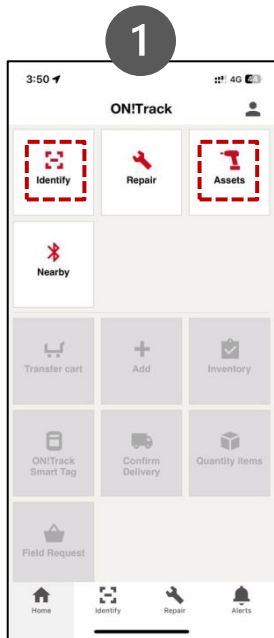
Click to download



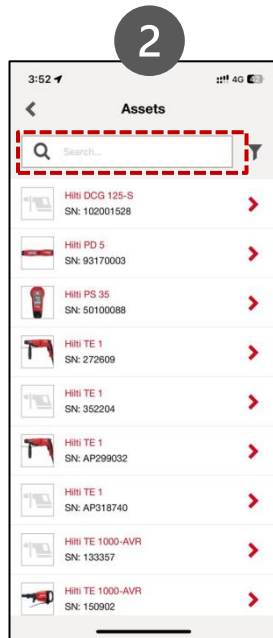
Click to download



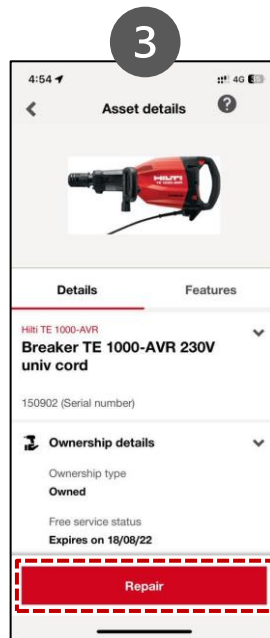
# HOW TO BOOK A TOOL FOR REPAIR



Click on "Identify" to scan/Touch or "Assets" to search tool



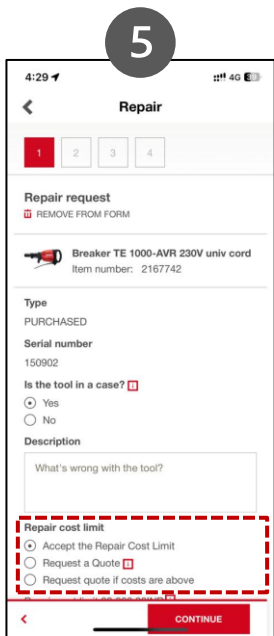
Search the tool with serial no. /tool type/ ownership(fleet/LTS)



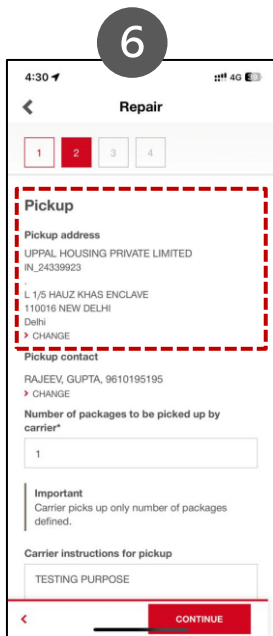
Click on "Repair" to add tool to cart



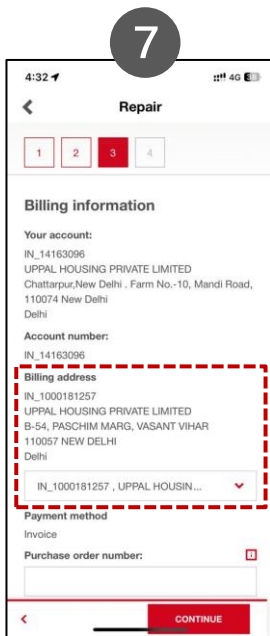
Add multiple tools/view tool in cart & click "Repair"



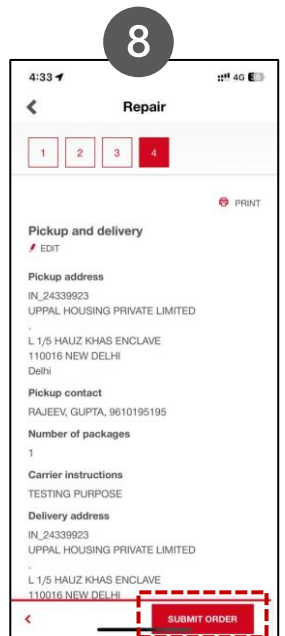
Select Repair cost limit options for faster repair process



Define pick up address, pickup contact & Delivery address



Select Billing address & PO No.



Review all details & click on "Submit Order"



Download "Hilti ON!Track 3" app now!

Click to download



Click to download



THANK YOU